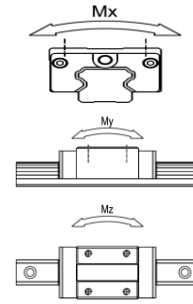
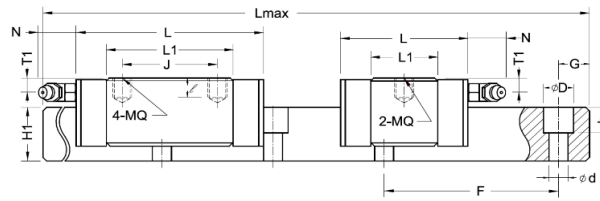
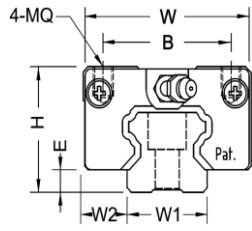


**Self-Lubricating Linear Guide
Slim-Line Block, 4 Bolt, 2 Bolt**



Item No.	Assembly mm				Block mm							Rail mm			
	H	W	W2	E	L	BxJ	MQxℓ	L1	Oil hole	T1	(N)	W1	H1	F	dxDxh
BRC15U0	24	34	9.5	4.6	66	26x26	M4x5.6	40	Ø3	4.3	5	15	14	60	4.5x7.5x5.8
BRD15U0					56			21.6							
BRC15SU					47.6	26x -		21.6							
BRD15SU					37.6										
BRC20U0	28	42	11	5	77.8	32x32	M5x6.4	48.8	M6x1	5	15.6	20	18	60	6x9.5x9
BRD20U0					67.8			28							
BRC20SU					57	32x -		28							
BRD20SU					47										
BRC25U0	33	48	12.5	7	88	35x35	M6x8	57	M6x1	4.8	15.6	23	22	60	7x11x9.5
BRD25U0					78			31.5							
BRC25SU					62.5	35x -		31.5							
BRD25SU					52.5										
BRC30U0	42	60	16	9	109	40x40	M8x11.5	72	M6x1	7	15.6	28	26	80	9x14x12.5
BRD30U0					99			38.6							
BRC30SU					75.6	40x -		38.6							
BRD30SU					65.6										
BRD35U0	48	70	18	9.5	109	50x50	M8x11.2	80	M6x1	8	15.6	34	29	80	9x14x12.5
BRD35SU					74.7	50x -		45.7							
BRD45U0	60	86	20.5	14	138.2	60x60	M10x13	105	M8x1	8.5	16	45	38	105	14x20x17.5

Item No.	Dimension(mm)		Basic Load Rating(Kgf)		Static Moment(Kgf*m)			Weight	
	Lmax	G	C	CO	Mx	My	Mz	Block(Kg)	Rail(Kg/m)
BRC15U0	4000	20	850	1350	10.1	6.8	6.8	0.17	1.4
BRD15U0									
BRC15SU			520	680	5.1	1.8	1.8	0.1	
BRD15SU									
BRC20U0	4000	20	1400	2400	24	14.6	14.6	0.26	2.6
BRD20U0									
BRC20SU			950	1400	7	4.9	4.9	0.17	
BRD20SU									
BRC25U0	4000	20	1950	3200	36.8	22.8	22.8	0.38	3.6
BRD25U0									
BRC25SU			1250	1750	17.5	6.9	6.9	0.21	
BRD25SU									
BRC30U0	4000	20	2850	4800	67.2	43.2	43.2	0.81	5.2
BRD30U0									
BRC30SU			1750	2400	33.6	11.6	11.6	0.48	
BRD30SU									
BRD35U0	4000	20	3850	6200	105.4	62	62	1.2	7.2
BRD35SU			2500	3650	62.1	20.9	20.9	0.8	
BRD45U0	4000	22.5	6500	10500	236.3	137.8	137.8	2.1	12.3